





















ADAC Kartrennen Mülsen

KZ2 Masters / Competitor list

#	Driver	Nat	Sponsor Competitor	Nat	Driver-License Com-License	Equipment
408	Andreas Dresen	DEU 	TB Racing Team	DEU 	28031 38262	Sodi /TM/VEGA
411	Christoph Hewer	DEU 	Kart-Center Hemkemeyer Racing-Team	DEU 	66345 68309	CKR /TM/VEGA
416	Sebastian Schwarzkopf	DEU 	CRG Deutschland	DEU 	68696 1161885	CRG /TM/VEGA
417	Max Oehme	DEU 	Max Oehme	DEU 	55624 55624	DR /Modena /VEGA
422	Christophe Vandebroek	DEU 	VDB Kart Racing	DEU 	10367 66002	Birelart /TM/VEGA
433	Pierre Humbert	FRA 	Mach1 Motorsport	DEU 	30993 66429	Mach1 /TM/VEGA
442	Klaus Parnet	DEU 	Nees Racing	DEU 	14810 67287	Maranello /TM/VEGA
444	Lars Ossenbeck	DEU 	Solgat Motorsport	DEU 	38498 66799	Birelart /TM/VEGA
454	Markus Rausch	DEU 	Markus Rausch	DEU 	11242 11242	IPK /TM/VEGA
488	Christian Breiter	DEU 	Solgat Motorsport	DEU 	16756 66799	Birelart /TM/VEGA





















ADAC Kartrennen Mülsen

KZ2 Masters / Free Practice

Track: Arena E Mülsen - 1.315 km

Session Started: 10:00:13

Best Lap by: 408 - Andreas Dresen - 48.716

Rank	#	Driver	Nat	Sponsor Competitor	Nat	Driver-License Com-License	Equipment	laps	Best Lap	Diff	In Lap	Penalty
1	408	Andreas Dresen	DEU 	TB Racing Team	DEU 	28031 38262	Sodi /TM/VEGA	10	48.716		10	
2	454	Markus Rausch	DEU 	Markus Rausch	DEU 	11242 11242	IPK /TM/VEGA	9	48.738	0.022	9	
3	417	Max Oehme	DEU 	Max Oehme	DEU 	55624 55624	DR /Modena /VEGA	7	48.755	0.039	7	
4	488	Christian Breiter	DEU 	Solgat Motorsport	DEU 	16756 66799	Birelart /TM/VEGA	10	48.919	0.203	5	
5	433	Pierre Humbert	FRA 	Mach1 Motorsport	DEU 	30993 66429	Mach1 /TM/VEGA	8	49.134	0.418	5	
6	422	Christophe Vandebroek	DEU 	VDB Kart Racing	DEU 	10367 66002	Birelart /TM/VEGA	10	49.170	0.454	7	
7	442	Klaus Parnet	DEU 	Nees Racing	DEU 	14810 67287	Maranello /TM/VEGA	7	49.378	0.662	6	
8	416	Sebastian Schwarzkopf	DEU 	CRG Deutschland	DEU 	68696 1161885	CRG /TM/VEGA	8	49.752	1.036	8	
9	411	Christoph Hewer	DEU 	Kart-Center Hemkemeyer Racing-Team	DEU 	66345 68309	CKR /TM/VEGA	8	49.868	1.152	6	
10	444	Lars Ossenbeck	DEU 	Solgat Motorsport	DEU 	38498 66799	Birelart /TM/VEGA	0			0	

Timekeeper
M. WagnerRace Director
C. RÖßIGER

Page 1/1

These results are provisional until the conclusion of any judicial and technical matters!

K-15802/26

Printed: 25.04.2026 / 10:11

VEGA

ADAC Kartrennen Mülsen

KZ2 Masters

Arena E Mülsen 1,315 Km

Free Practice

25.04.2026 10:00

Practice (10:00 Time) started at 10:00:13

Lap	Time of Day	Lap Tm	Diff	S1 Tm	S2 Tm	S3 Tm
(408) Andreas Dresen						
1	10:03:05.040	52.802	+4.086	23.060	15.487	14.255
2	10:03:54.911	49.871	+1.155	21.319	14.776	13.776
3	10:04:44.572	49.661	+0.945	21.036	14.847	13.778
4	10:05:33.795	49.223	+0.507	21.063	14.541	13.619
5	10:06:22.522	48.727	+0.011	20.725	14.390	13.612
6	10:07:11.318	48.796	+0.080	20.790	14.421	13.585
7	10:08:00.566	49.248	+0.532	21.256	14.401	13.591
8	10:08:49.532	48.966	+0.250	20.755	14.413	13.798
9	10:09:38.419	48.887	+0.171	20.722	14.459	13.706
10	10:10:27.135	48.716		20.724	14.314	13.678

(454) Markus Rausch						
1	10:03:03.025	52.729	+3.991	23.166	15.451	14.112
2	10:03:53.276	50.251	+1.513	21.355	14.807	14.089
3	10:04:43.247	49.971	+1.233	21.520	14.737	13.714
4	10:05:32.333	49.086	+0.348	21.025	14.471	13.590
5	10:06:21.498	49.165	+0.427	21.041	14.514	13.610
6	10:07:10.339	48.841	+0.103	20.898	14.369	13.574
7	10:07:59.198	48.859	+0.121	20.930	14.397	13.532
8	10:08:48.118	48.920	+0.182	20.874	14.372	13.674
9	10:09:36.856	48.738		20.726	14.458	13.554

(417) Max Oehme						
1	10:05:36.068	51.716	+2.961	22.605	15.187	13.924
2	10:06:25.643	49.575	+0.820	21.175	14.592	13.808
3	10:07:14.895	49.252	+0.497	21.098	14.383	13.771
4	10:08:03.721	48.826	+0.071	20.822	14.297	13.707
5	10:08:52.712	48.991	+0.236	20.957	14.273	13.761
6	10:09:41.554	48.842	+0.087	20.900	14.167	13.775
7	10:10:30.309	48.755		20.817	14.166	13.772

(488) Christian Breiter						
1	10:02:53.920	1:02.760	+13.841	28.960	17.879	15.921
2	10:03:49.273	55.353	+6.434	24.526	16.142	14.685
3	10:04:39.720	50.447	+1.528	21.653	14.919	13.875
4	10:05:29.003	49.283	+0.364	20.961	14.560	13.762
5	10:06:17.922	48.919		20.788	14.359	13.772
6	10:07:07.085	49.163	+0.244	20.976	14.517	13.670
7	10:07:56.140	49.055	+0.136	20.668	14.626	13.761
8	10:08:45.234	49.094	+0.175	20.771	14.615	13.708
9	10:09:34.587	49.353	+0.434	21.047	14.540	13.766
10	10:10:23.863	49.276	+0.357	21.024	14.569	13.683

(433) Pierre Humbert						
1	10:02:39.690	55.958	+6.824	24.778	16.517	14.663
2	10:03:30.745	51.055	+1.921	21.916	14.905	14.234
3	10:04:21.090	50.345	+1.211	21.523	14.772	14.050
4	10:05:10.582	49.492	+0.358	21.068	14.552	13.872
5	10:05:59.716	49.134		21.033	14.262	13.839
6	10:06:48.934	49.218	+0.084	20.922	14.355	13.941
7	10:09:34.402	2:45.468	+1:56.334	20.968	14.552	13.901
8	10:10:24.326	49.924	+0.790	21.626	14.459	13.839

(422) Christophe Vandebroek						
1	10:02:54.183	1:00.977	+11.807	27.341	17.709	15.927
2	10:03:45.906	51.723	+2.553	22.571	15.254	13.898
3	10:04:36.250	50.344	+1.174	21.617	14.963	13.764
4	10:05:25.902	49.652	+0.482	21.159	14.684	13.809
5	10:06:15.294	49.392	+0.222	20.972	14.644	13.776
6	10:07:04.742	49.448	+0.278	21.090	14.591	13.767
7	10:07:53.912	49.170		20.909	14.456	13.805
8	10:08:43.269	49.357	+0.187	21.030	14.492	13.835
9	10:09:32.614	49.345	+0.175	20.920	14.706	13.719
10	10:10:22.045	49.431	+0.261	21.149	14.540	13.742

(442) Klaus Parnet						
1	10:02:36.757	52.291	+2.913	22.846	15.163	14.282
2	10:03:27.543	50.786	+1.408	21.807	14.927	14.052
3	10:04:17.767	50.224	+0.846	21.494	14.797	13.933
4	10:05:07.524	49.757	+0.379	21.357	14.474	13.926
5	10:05:56.923	49.399	+0.021	21.068	14.529	13.802
6	10:06:46.301	49.378		21.125	14.348	13.905

Lap	Time of Day	Lap Tm	Diff	S1 Tm	S2 Tm	S3 Tm
7	10:07:35.735	49.434	+0.056	21.146	14.403	13.885
(416) Sebastian Schwarzkopf						
1	10:02:47.330	54.949	+5.197	24.496	15.834	14.619
2	10:03:39.110	51.780	+2.028	22.458	15.240	14.082
3	10:04:30.012	50.902	+1.150	21.823	14.864	14.215
4	10:05:20.176	50.164	+0.412	21.617	14.678	13.869
5	10:06:10.192	50.016	+0.264	21.346	14.809	13.861
6	10:08:57.279	2:47.087	+1:57.335	21.569	14.984	14.055
7	10:09:47.469	50.190	+0.438	21.507	14.692	13.991
8	10:10:37.221	49.752		21.255	14.668	13.829

(411) Christoph Hewer						
1	10:02:48.837	57.378	+7.510	26.297	16.323	14.758
2	10:03:39.644	50.807	+0.939	21.938	14.911	13.958
3	10:04:30.193	50.549	+0.681	21.530	15.064	13.955
4	10:05:22.018	51.825	+1.957	21.880	14.684	15.261
5	10:06:11.979	49.961	+0.093	21.326	14.746	13.889
6	10:07:01.847	49.868		21.144	14.719	14.005
7	10:07:51.819	49.972	+0.104	21.422	14.514	14.036
8	10:08:41.831	50.012	+0.144	21.431	14.524	14.057





















ADAC Kartrennen Mülsen

KZ2 Masters / Qualifying Practice

Track: Arena E Mülsen - 1.315 km

Session Started: 11:46:45

Best Lap by: 444 - Lars Ossenbeck - 48.262

Rank	#	Driver	Nat	Sponsor Competitor	Nat	Driver-License Com-License	Equipment	laps	Best Lap	Diff	In Lap	Penalty
1	444	Lars Ossenbeck	DEU 	Solgat Motorsport	DEU 	38498 66799	Birelart /TM/VEGA	6	48.262		4	
2	488	Christian Breiter	DEU 	Solgat Motorsport	DEU 	16756 66799	Birelart /TM/VEGA	6	48.595	0.333	5	
3	417	Max Oehme	DEU 	Max Oehme	DEU 	55624 55624	DR /Modena /VEGA	6	48.670	0.408	6	
4	454	Markus Rausch	DEU 	Markus Rausch	DEU 	11242 11242	IPK /TM/VEGA	6	48.823	0.561	5	
5	408	Andreas Dresen	DEU 	TB Racing Team	DEU 	28031 38262	Sodi /TM/VEGA	6	48.944	0.682	6	
6	442	Klaus Parnet	DEU 	Nees Racing	DEU 	14810 67287	Maranello /TM/VEGA	6	49.189	0.927	6	
7	422	Christophe Vandebroek	DEU 	VDB Kart Racing	DEU 	10367 66002	Birelart /TM/VEGA	6	49.201	0.939	6	
8	433	Pierre Humbert	FRA 	Mach1 Motorsport	DEU 	30993 66429	Mach1 /TM/VEGA	6	49.281	1.019	6	
9	416	Sebastian Schwarzkopf	DEU 	CRG Deutschland	DEU 	68696 1161885	CRG /TM/VEGA	6	49.522	1.260	5	
10	411	Christoph Hewer	DEU 	Kart-Center Hemkemeyer Racing-Team	DEU 	66345 68309	CKR /TM/VEGA	5	49.813	1.551	2	

Timekeeper
M. WagnerRace Director
C. RÖßIGER

Page 1/1

These results are provisional until the conclusion of any judicial and technical matters!

K-15802/26

Printed: 25.04.2026 / 12:37

VEGA

ADAC Kartrennen Mülsen

KZ2 Masters

Arena E Mülsen 1,315 Km

Qualifying Practice

25.04.2026 11:45

Qualifying (6:00 Time) started at 11:46:45

Lap	Time of Day	Lap Tm	Diff	S1 Tm	S2 Tm	S3 Tm	Lap	Time of Day	Lap Tm	Diff	S1 Tm	S2 Tm	S3 Tm
(444) Lars Ossenbeck							1	11:50:10.514	51.204	+1.391	22.136	15.030	14.038
1	11:49:03.425	50.870	+2.608	21.912	15.195	13.763	2	11:51:00.327	49.813		21.306	14.629	13.878
2	11:49:52.248	48.823	+0.561	20.843	14.315	13.665	3	11:51:50.198	49.871	+0.058	21.196	14.609	14.066
3	11:50:40.784	48.536	+0.274	20.757	14.207	13.572	4	11:52:40.158	49.960	+0.147	21.347	14.596	14.017
4	11:51:29.046	48.262		20.607	14.135	13.520	5	11:53:30.268	50.110	+0.297	21.290	14.568	14.252
5	11:52:17.386	48.340	+0.078	20.576	14.134	13.630							
6	11:53:05.651	48.265	+0.003	20.565	14.168	13.532							
(488) Christian Breiter													
1	11:49:03.857	50.749	+2.154	22.077	14.875	13.797							
2	11:49:53.071	49.214	+0.619	21.031	14.528	13.655							
3	11:50:42.104	49.033	+0.438	20.884	14.472	13.677							
4	11:51:30.779	48.675	+0.080	20.625	14.402	13.648							
5	11:52:19.374	48.595		20.643	14.331	13.621							
6	11:53:08.297	48.923	+0.328	20.870	14.457	13.596							
(417) Max Oehme													
1	11:49:00.070	52.435	+3.765	23.017	15.400	14.018							
2	11:49:49.686	49.616	+0.946	21.225	14.673	13.718							
3	11:50:38.890	49.204	+0.534	21.104	14.365	13.735							
4	11:51:27.933	49.043	+0.373	20.830	14.373	13.840							
5	11:52:16.877	48.944	+0.274	20.755	14.301	13.888							
6	11:53:05.547	48.670		20.685	14.380	13.605							
(454) Markus Rausch													
1	11:48:53.458	50.551	+1.728	21.720	14.932	13.899							
2	11:49:42.892	49.434	+0.611	21.053	14.610	13.771							
3	11:50:32.734	49.842	+1.019	21.220	14.778	13.844							
4	11:51:21.897	49.163	+0.340	21.037	14.475	13.651							
5	11:52:10.720	48.823		20.872	14.341	13.610							
6	11:52:59.599	48.879	+0.056	20.756	14.441	13.682							
(408) Andreas Dresen													
1	11:49:04.977	51.391	+2.447	22.309	15.141	13.941							
2	11:49:54.992	50.015	+1.071	21.191	14.896	13.928							
3	11:50:44.405	49.413	+0.469	21.002	14.616	13.795							
4	11:51:33.697	49.292	+0.348	20.924	14.505	13.863							
5	11:52:22.662	48.965	+0.021	20.850	14.390	13.725							
6	11:53:11.606	48.944		20.877	14.425	13.642							
(442) Klaus Parnet													
1	11:48:58.148	50.288	+1.099	21.497	14.785	14.006							
2	11:49:47.908	49.760	+0.571	21.167	14.622	13.971							
3	11:50:37.317	49.409	+0.220	21.106	14.496	13.807							
4	11:51:26.580	49.263	+0.074	21.059	14.491	13.713							
5	11:52:15.855	49.275	+0.086	20.977	14.504	13.794							
6	11:53:05.044	49.189		20.903	14.534	13.752							
(422) Christophe Vandebroek													
1	11:49:05.076	51.185	+1.984	22.239	15.182	13.764							
2	11:49:55.135	50.059	+0.858	21.325	14.818	13.916							
3	11:50:44.672	49.537	+0.336	21.402	14.465	13.670							
4	11:51:35.302	50.630	+1.429	21.052	14.572	15.006							
5	11:52:25.460	50.158	+0.957	21.604	14.611	13.943							
6	11:53:14.661	49.201		21.016	14.422	13.763							
(433) Pierre Humbert													
1	11:49:10.119	52.259	+2.978	22.802	15.342	14.115							
2	11:49:59.965	49.846	+0.565	21.251	14.659	13.936							
3	11:50:49.295	49.330	+0.049	21.039	14.431	13.860							
4	11:51:38.634	49.339	+0.058	20.983	14.357	13.999							
5	11:52:28.174	49.540	+0.259	21.007	14.410	14.123							
6	11:53:17.455	49.281		20.896	14.406	13.979							
(416) Sebastian Schwarzkopf													
1	11:49:10.850	51.806	+2.284	22.529	15.125	14.152							
2	11:50:01.058	50.208	+0.686	21.394	14.952	13.862							
3	11:50:50.751	49.693	+0.171	21.195	14.546	13.952							
4	11:51:40.527	49.776	+0.254	21.298	14.629	13.849							
5	11:52:30.049	49.522		21.077	14.532	13.913							
6	11:53:19.626	49.577	+0.055	21.355	14.466	13.756							
(411) Christoph Hewer													

AKM Round 1
Class: KZ2 Masters
Date/Time: 25.04.2026 15:10

Track: Mülsen (GER)
Heat: Heat 1
Laps: 9 minutes + 1 lap

Edition 1

	18	
	17	
	16	
	15	
	14	
	13	
	12	
	11	
	10	
	9	
	8	
	7	
	6	

Sebastian Schwarzkopf **416** CRG /TM/VEGA
9

Christophe Vandebroek **422** Birelart /TM/VEGA
7

Andreas Dresen **408** Sodi /TM/VEGA
5

Max Oehme **417** DR /Modena /VEGA
3

Lars Ossenbeck **444** Birelart /TM/VEGA
1

Christoph Hewer **411** CKR /TM/VEGA
10

Pierre Humbert **433** Mach1 /TM/VEGA
8

Klaus Parnet **442** Maranello /TM/VEGA
6

Markus Rausch **454** IPK /TM/VEGA
4

Christian Breiter **488** Birelart /TM/VEGA
2

Pole Position

Row

printed 25.04.2026 12:39

AKM Round 1
Class: KZ2 Masters
Date/Time: 25.04.2026 17:15

Track: Mülsen (GER)
Heat: Heat 2
Laps: 9 minutes + 1 lap

Edition 1

	18	
	17	
	16	
	15	
	14	
	13	
	12	
	11	
	10	
	9	
	8	
	7	
	6	

Sebastian Schwarzkopf	416	CRG /TM/VEGA
	9	

Christoph Hewer	411	CKR /TM/VEGA
	10	

Christophe Vandebroek	422	Birelart /TM/VEGA
	7	

Pierre Humbert	433	Mach1 /TM/VEGA
	8	

Andreas Dresen	408	Sodi /TM/VEGA
	5	

Klaus Parnet	442	Maranello /TM/VEGA
	6	

Max Oehme	417	DR /Modena /VEGA
	3	

Markus Rausch	454	IPK /TM/VEGA
	4	

Lars Ossenbeck	444	Birelart /TM/VEGA
	1	

Christian Breiter	488	Birelart /TM/VEGA
	2	

Pole Position

Row

printed 25.04.2026 12:39

ADAC Kartrennen Mülsen


KZ2 Masters / Qualifying Heat 1

Track: Arena E Mülsen - 1.315 km

Race Started: 15:12:39

Best Lap by: 444 - Lars Ossenbeck - 48.866

Rank	#	Driver	Nat	Sponsor Competitor	Nat	Driver-License Com-Licence	Equipment	laps	T. Time Diff	Best Lap	Penalty	Points
1	▲ ¹	488 Christian Breiter	DEU	Solgat Motorsport	DEU	16756 66799	Birelat /TM/VEGA	12	9:56.158	48.973		50
2	▲ ²	454 Markus Rausch	DEU	Markus Rausch	DEU	11242 11242	IPK /TM/VEGA	12	9:56.486 0.328	48.884		44
3	▼ ⁻²	444 Lars Ossenbeck	DEU	Solgat Motorsport	DEU	38498 66799	Birelat /TM/VEGA	12	9:56.763 0.605	48.866		41
4	▼ ⁻¹	417 Max Oehme	DEU	Max Oehme	DEU	55624 55624	DR /Modena /VEGA	12	9:58.431 2.273	48.898		38
5	▲ ¹	442 Klaus Parnet	DEU	Nees Racing	DEU	14810 67287	Maranello /TM/VEGA	12	10:01.656 5.498	49.285		36
6	▲ ¹	422 Christophe Vandebroek	DEU	VDB Kart Racing	DEU	10367 66002	Birelat /TM/VEGA	12	10:03.007 6.849	49.270		34
7	▲ ²	416 Sebastian Schwarzkopf	DEU	CRG Deutschland	DEU	68696 1161885	CRG /TM/VEGA	12	10:03.250 7.092	49.231		32
8	▼ ⁻³	408 Andreas Dresen	DEU	TB Racing Team	DEU	28031 38262	Sodi /TM/VEGA	12	10:04.001 7.843	49.176		30
9	▼ ⁻¹	433 Pierre Humbert	FRA	Mach1 Motorsport	DEU	30993 66429	Mach1 /TM/VEGA	12	10:05.490 9.332	49.223		28
10	= ⁰	411 Christoph Hewer	DEU	Kart-Center Hemkemeyer Racing-Team	DEU	66345 68309	CKR /TM/VEGA	12	10:07.343 11.185	49.543		27

Timekeeper
M. Wagner

Race Director
C. RÖßIGER


Page 1/1

These results are provisional until the conclusion of any judicial and technical matters!

K-15802/26

Printed: 25.04.2026 / 15:33

VEGA

ADAC Kartrennen Mülsen

KZ2 Masters

Arena E Mülsen 1,315 Km

Qualifying Heat 1

25.04.2026 15:15

Race (9:00 and 1 Laps) started at 15:12:39

Lap	Time of Day	Lap Tm	Diff	S1 Tm	S2 Tm	S3 Tm
(488) Christian Breiter						
1	15:13:31.741	52.505	+3.532	23.592	14.942	13.971
2	15:14:21.974	50.233	+1.260	21.461	14.876	13.896
3	15:15:11.788	49.814	+0.841	21.146	14.785	13.883
4	15:16:01.633	49.845	+0.872	21.170	14.829	13.846
5	15:16:51.220	49.587	+0.614	20.992	14.739	13.856
6	15:17:40.517	49.297	+0.324	20.988	14.556	13.753
7	15:18:29.653	49.136	+0.163	20.798	14.582	13.756
8	15:19:18.861	49.208	+0.235	20.854	14.528	13.826
9	15:20:07.834	48.973		20.588	14.624	13.761
10	15:20:57.026	49.192	+0.219	20.826	14.544	13.822
11	15:21:46.132	49.106	+0.133	20.834	14.480	13.792
12	15:22:35.394	49.262	+0.289	20.841	14.596	13.825

Lap	Time of Day	Lap Tm	Diff	S1 Tm	S2 Tm	S3 Tm
(454) Markus Rausch						
1	15:13:32.607	52.894	+4.010	23.590	15.154	14.150
2	15:14:23.434	50.827	+1.943	22.082	14.866	13.879
3	15:15:13.237	49.803	+0.919	21.212	14.688	13.903
4	15:16:02.980	49.743	+0.859	21.263	14.725	13.755
5	15:16:52.155	49.175	+0.291	20.951	14.501	13.723
6	15:17:41.082	48.927	+0.043	20.917	14.345	13.665
7	15:18:30.030	48.948	+0.064	20.828	14.501	13.619
8	15:19:19.067	49.037	+0.153	20.721	14.645	13.671
9	15:20:07.951	48.884		20.773	14.504	13.607
10	15:20:57.264	49.313	+0.429	20.990	14.698	13.625
11	15:21:46.287	49.023	+0.139	20.852	14.450	13.721
12	15:22:35.722	49.435	+0.551	20.939	14.855	13.641

Lap	Time of Day	Lap Tm	Diff	S1 Tm	S2 Tm	S3 Tm
(444) Lars Ossenbeck						
1	15:13:32.654	53.234	+4.368	24.011	15.180	14.043
2	15:14:23.974	51.320	+2.454	22.682	14.778	13.860
3	15:15:13.407	49.433	+0.567	20.982	14.634	13.817
4	15:16:03.144	49.737	+0.871	21.168	14.781	13.788
5	15:16:52.346	49.202	+0.336	20.871	14.621	13.710
6	15:17:41.212	48.866		20.786	14.470	13.610
7	15:18:30.151	48.939	+0.073	20.755	14.568	13.616
8	15:19:19.171	49.020	+0.154	20.712	14.713	13.595
9	15:20:08.125	48.954	+0.088	20.824	14.494	13.636
10	15:20:57.469	49.344	+0.478	20.914	14.740	13.690
11	15:21:46.373	48.904	+0.038	20.772	14.474	13.658
12	15:22:35.999	49.626	+0.760	20.930	15.039	13.657

Lap	Time of Day	Lap Tm	Diff	S1 Tm	S2 Tm	S3 Tm
(417) Max Oehme						
1	15:13:33.746	53.919	+5.021	24.644	15.162	14.113
2	15:14:24.770	51.024	+2.126	21.944	15.068	14.012
3	15:15:14.678	49.908	+1.010	21.340	14.718	13.850
4	15:16:04.761	50.083	+1.185	21.398	14.776	13.909
5	15:16:54.276	49.515	+0.617	21.186	14.538	13.791
6	15:17:43.443	49.167	+0.269	20.943	14.419	13.805
7	15:18:32.515	49.072	+0.174	20.892	14.454	13.726
8	15:19:21.568	49.053	+0.155	20.931	14.418	13.704
9	15:20:10.692	49.124	+0.226	20.930	14.400	13.794
10	15:20:59.590	48.898		20.848	14.324	13.726
11	15:21:48.651	49.061	+0.163	20.944	14.363	13.754
12	15:22:37.667	49.016	+0.118	20.948	14.394	13.674

Lap	Time of Day	Lap Tm	Diff	S1 Tm	S2 Tm	S3 Tm
(442) Klaus Parnet						
1	15:13:33.649	53.305	+4.020	23.917	15.154	14.234
2	15:14:24.975	51.326	+2.041	22.109	15.303	13.914
3	15:15:15.289	50.314	+1.029	21.646	14.790	13.878
4	15:16:05.100	49.811	+0.526	21.238	14.739	13.834
5	15:16:55.013	49.913	+0.628	21.175	14.925	13.813
6	15:17:44.466	49.453	+0.168	21.060	14.567	13.826
7	15:18:33.751	49.285		20.981	14.506	13.798
8	15:19:23.111	49.360	+0.075	21.053	14.542	13.765
9	15:20:12.599	49.488	+0.203	21.117	14.577	13.794
10	15:21:02.140	49.541	+0.256	21.030	14.684	13.827
11	15:21:51.525	49.385	+0.100	21.121	14.472	13.792
12	15:22:40.892	49.367	+0.082	21.078	14.459	13.830

Lap	Time of Day	Lap Tm	Diff	S1 Tm	S2 Tm	S3 Tm
(422) Christophe Vandebroek						
1	15:13:35.039	54.403	+5.133	24.760	15.464	14.179
2	15:14:26.186	51.147	+1.877	21.408	15.674	14.065

Lap	Time of Day	Lap Tm	Diff	S1 Tm	S2 Tm	S3 Tm
3	15:15:16.262	50.076	+0.806	21.291	14.852	13.933
4	15:16:06.166	49.904	+0.634	21.262	14.804	13.838
5	15:16:55.968	49.802	+0.532	21.070	14.726	14.006
6	15:17:45.554	49.586	+0.316	21.207	14.605	13.774
7	15:18:35.126	49.572	+0.302	21.150	14.601	13.821
8	15:19:24.543	49.417	+0.147	21.015	14.629	13.773
9	15:20:14.018	49.475	+0.205	21.329	14.361	13.785
10	15:21:03.288	49.270		20.983	14.520	13.767
11	15:21:52.790	49.502	+0.232	21.131	14.537	13.834
12	15:22:42.243	49.453	+0.183	21.349	14.399	13.705

Lap	Time of Day	Lap Tm	Diff	S1 Tm	S2 Tm	S3 Tm
(416) Sebastian Schwarzkopf						
1	15:13:34.488	53.613	+4.382	24.135	15.340	14.138
2	15:14:25.833	51.345	+2.114	21.658	15.525	14.162
3	15:15:16.133	50.300	+1.069	21.319	14.874	14.107
4	15:16:06.503	50.370	+1.139	21.692	14.774	13.904
5	15:16:56.234	49.731	+0.500	21.107	14.609	14.015
6	15:17:46.543	50.309	+1.078	21.723	14.805	13.781
7	15:18:36.029	49.486	+0.255	21.092	14.563	13.831
8	15:19:25.269	49.240	+0.009	20.828	14.451	13.961
9	15:20:14.714	49.445	+0.214	21.093	14.422	13.930
10	15:21:04.001	49.287	+0.056	21.050	14.432	13.805
11	15:21:53.232	49.231		20.957	14.524	13.750
12	15:22:42.486	49.254	+0.023	21.058	14.548	13.648

Lap	Time of Day	Lap Tm	Diff	S1 Tm	S2 Tm	S3 Tm
(408) Andreas Dresen						
1	15:13:34.344	54.071	+4.895	24.334	15.473	14.264
2	15:14:25.610	51.266	+2.090	21.575	15.553	14.138
3	15:15:15.800	50.190	+1.014	21.218	14.980	13.992
4	15:16:05.618	49.818	+0.642	21.125	14.879	13.814
5	15:16:55.422	49.804	+0.628	21.030	14.929	13.845
6	15:17:46.506	51.084	+1.908	22.334	14.905	13.845
7	15:18:36.006	49.500	+0.324	20.829	14.696	13.975
8	15:19:25.758	49.752	+0.576	21.272	14.670	13.810
9	15:20:14.985	49.227	+0.051	20.757	14.633	13.837
10	15:21:04.539	49.554	+0.378	21.041	14.676	13.837
11	15:21:53.715	49.176		20.867	14.487	13.822
12	15:22:43.237	49.522	+0.346	20.946	14.650	13.926

Lap	Time of Day	Lap Tm	Diff	S1 Tm	S2 Tm	S3 Tm
(433) Pierre Humbert						
1	15:13:37.627	56.360	+7.137	26.199	15.677	14.484
2	15:14:28.013	50.386	+1.163	21.507	14.821	14.058
3	15:15:18.173	50.160	+0.937	21.289	14.589	14.282
4	15:16:08.174	50.001	+0.778	21.454	14.614	13.933
5	15:16:57.856	49.682	+0.459	21.245	14.521	13.916
6	15:17:47.232	49.376	+0.153	20.972	14.557	13.847
7	15:18:36.923	49.691	+0.468	20.967	14.826	13.898
8	15:19:26.444	49.521	+0.298	21.022	14.558	13.941
9	15:20:15.825	49.381	+0.158	20.933	14.672	13.776
10	15:21:05.939	50.114	+0.891	20.945	14.980	14.189
11	15:21:55.162	49.223		20.913	14.447	13.863
12	15:22:44.726	49.564	+0.341	21.368	14.343	13.853

Lap	Time of Day	Lap Tm	Diff	S1 Tm	S2 Tm	S3 Tm
(411) Christoph Hewer						
1	15:13:35.727	54.350	+4.807	24.853	15.314	

ADAC Kartrennen Mülsen

KZ2 Masters / Qualifying Heat 2

Track: Arena E Mülsen - 1.315 km

Race Started: 17:22:50

Best Lap by: 444 - Lars Ossenbeck - 48.616

Rank	#	Driver	Nat	Sponsor Competitor	Nat	Driver-License Com-License	Equipment	laps	T. Time Diff	Best Lap	Penalty	Points
1	0	444 Lars Ossenbeck	DEU	Solgat Motorsport	DEU	38498 66799	Birelart /TM/VEGA	12	9:57.785	48.616	5 sec	50
2	0	488 Christian Breiter	DEU	Solgat Motorsport	DEU	16756 66799	Birelart /TM/VEGA	12	9:59.861 2.076	49.336		44
3	1	454 Markus Rausch	DEU	Markus Rausch	DEU	11242 11242	IPK /TM/VEGA	12	10:03.142 5.357	48.733		41
4	3	422 Christophe Vandebroek	DEU	VDB Kart Racing	DEU	10367 66002	Birelart /TM/VEGA	12	10:05.115 7.330	49.263		38
5	5	411 Christoph Hewer	DEU	Kart-Center Hemkemeyer Racing-Team	DEU	66345 68309	CKR /TM/VEGA	12	10:06.989 9.204	49.641		36
6	-3	417 Max Oehme	DEU	Max Oehme	DEU	55624 55624	DR /Modena /VEGA	12	10:07.006 9.221	49.220	5 sec	34
7	2	416 Sebastian Schwarzkopf	DEU	CRG Deutschland	DEU	68696 1161885	CRG /TM/VEGA	12	10:12.051 14.266	49.580	5 sec	32
8	0	433 Pierre Humbert	FRA	Mach1 Motorsport	DEU	30993 66429	Mach1 /TM/VEGA	12	10:12.150 14.365	49.140	5 sec	30
9	-3	442 Klaus Parnet	DEU	Nees Racing	DEU	14810 67287	Maranello /TM/VEGA	12	10:13.950 16.165	49.143	10 sec	28
10	-5	408 Andreas Dresen	DEU	TB Racing Team	DEU	28031 38262	Sodi /TM/VEGA	0	1.273 12 Laps			27

Announcements

#444,417,442 +5 sec. time penalty (jump start)

#442 +5 sec. time penalty (pushing)

#416,433 time penalty 5 sec. (front fairing)

Timekeeper
M. WagnerRace Director
C. RÖßIGER

Page 1/1

These results are provisional until the conclusion of any judicial and technical matters!

K-15802/26

Printed: 25.04.2026 / 18:24

VEGA

ADAC Kartrennen Mülren

KZ2 Masters

Arena E Mülren 1,315 Km

Qualifying Heat 2

25.04.2026 17:20

Race (9:00 and 1 Laps) started at 17:22:50

Lap	Time of Day	Lap Tm	Diff	S1 Tm	S2 Tm	S3 Tm
(444) Lars Ossenbeck						
1	17:23:43.358	52.969	+4.353	24.000	14.881	14.088
2	17:24:33.671	50.313	+1.697	21.468	14.827	14.018
3	17:25:23.157	49.486	+0.870	21.085	14.576	13.825
4	17:26:12.394	49.237	+0.621	20.898	14.497	13.842
5	17:27:01.572	49.178	+0.562	20.850	14.512	13.816
6	17:27:50.437	48.865	+0.249	20.820	14.369	13.676
7	17:28:39.501	49.064	+0.448	20.736	14.592	13.736
8	17:29:28.339	48.838	+0.222	20.793	14.353	13.692
9	17:30:17.119	48.780	+0.164	20.750	14.321	13.709
10	17:31:05.835	48.716	+0.100	20.735	14.317	13.664
11	17:31:54.558	48.723	+0.107	20.665	14.389	13.669
12	17:32:43.174	48.616		20.639	14.298	13.679

(488) Christian Breiter						
1	17:23:43.945	53.141	+3.805	23.954	15.179	14.008
2	17:24:34.336	50.391	+1.055	21.460	15.071	13.860
3	17:25:24.395	50.059	+0.723	21.385	14.802	13.872
4	17:26:14.304	49.909	+0.573	21.117	14.849	13.943
5	17:27:03.958	49.654	+0.318	21.121	14.596	13.937
6	17:27:53.601	49.643	+0.307	21.118	14.626	13.899
7	17:28:43.341	49.740	+0.404	21.136	14.669	13.935
8	17:29:32.777	49.436	+0.100	20.908	14.687	13.841
9	17:30:22.174	49.397	+0.061	20.999	14.630	13.768
10	17:31:11.510	49.336		21.015	14.570	13.751
11	17:32:00.882	49.372	+0.036	21.109	14.469	13.794
12	17:32:50.250	49.368	+0.032	20.957	14.627	13.784

(454) Markus Rausch						
1	17:23:45.238	52.875	+4.142	23.543	15.224	14.108
2	17:24:36.735	51.497	+2.764	22.367	15.187	13.943
3	17:25:26.834	50.099	+1.366	21.498	14.815	13.786
4	17:26:17.048	50.214	+1.481	21.121	14.785	14.308
5	17:27:07.069	50.021	+1.288	21.580	14.744	13.697
6	17:27:57.410	50.341	+1.608	21.905	14.598	13.838
7	17:28:46.904	49.494	+0.761	21.228	14.544	13.722
8	17:29:37.083	50.179	+1.446	21.604	14.847	13.728
9	17:30:26.567	49.484	+0.751	21.044	14.560	13.880
10	17:31:15.544	48.977	+0.244	20.813	14.485	13.679
11	17:32:04.277	48.733		20.794	14.306	13.633
12	17:32:53.531	49.254	+0.521	20.957	14.531	13.766

(422) Christophe Vandebroek						
1	17:23:46.647	54.805	+5.542	25.131	15.466	14.208
2	17:24:37.369	50.722	+1.459	21.725	15.049	13.948
3	17:25:27.791	50.422	+1.159	21.391	15.020	14.011
4	17:26:18.184	50.393	+1.130	21.679	14.822	13.892
5	17:27:08.334	50.150	+0.887	21.514	14.740	13.896
6	17:27:58.720	50.386	+1.123	21.574	14.770	14.042
7	17:28:48.224	49.504	+0.241	21.069	14.671	13.764
8	17:29:37.750	49.526	+0.263	21.028	14.608	13.890
9	17:30:27.013	49.263		21.117	14.453	13.693
10	17:31:16.632	49.619	+0.356	21.162	14.645	13.812
11	17:32:06.009	49.377	+0.114	21.095	14.466	13.816
12	17:32:55.504	49.495	+0.232	21.070	14.531	13.894

(411) Christoph Hewer						
1	17:23:45.792	53.649	+4.008	24.038	15.405	14.206
2	17:24:36.576	50.784	+1.143	21.658	15.140	13.986
3	17:25:27.725	51.149	+1.508	21.505	15.488	14.156
4	17:26:18.144	50.419	+0.778	21.459	14.799	14.161
5	17:27:08.270	50.126	+0.485	21.247	14.797	14.082
6	17:27:58.178	49.908	+0.267	21.413	14.692	13.803
7	17:28:48.040	49.862	+0.221	21.143	14.626	14.093
8	17:29:37.963	49.923	+0.282	21.480	14.637	13.806
9	17:30:27.604	49.641		21.105	14.673	13.863
10	17:31:17.498	49.894	+0.253	21.241	14.597	14.056
11	17:32:07.347	49.849	+0.208	21.227	14.668	13.954
12	17:32:57.378	50.031	+0.390	21.365	14.557	14.109

(417) Max Oehme						
1	17:23:45.200	54.033	+4.813	24.346	15.382	14.305
2	17:24:36.212	51.012	+1.792	21.871	15.010	14.131

3	17:25:26.280	50.068	+0.848	21.320	14.840	13.908
4	17:26:16.688	50.408	+1.188	21.267	14.833	14.308
5	17:27:06.510	49.822	+0.602	21.283	14.662	13.877
6	17:27:56.303	49.793	+0.573	21.181	14.692	13.920
7	17:28:45.939	49.636	+0.416	21.211	14.542	13.883
8	17:29:35.325	49.386	+0.166	21.039	14.550	13.797
9	17:30:24.598	49.273	+0.053	20.974	14.581	13.718
10	17:31:13.911	49.313	+0.093	21.065	14.461	13.787
11	17:32:03.175	49.264	+0.044	21.096	14.408	13.760
12	17:32:52.395	49.220		21.016	14.412	13.792

(416) Sebastian Schwarzkopf						
1	17:23:47.199	54.844	+5.264	25.470	15.216	14.158
2	17:24:37.854	50.655	+1.075	21.657	15.051	13.947
3	17:25:28.042	50.188	+0.608	21.353	14.811	14.024
4	17:26:18.493	50.451	+0.871	21.625	14.816	14.010
5	17:27:08.942	50.449	+0.869	21.360	14.880	14.209
6	17:27:59.041	50.099	+0.519	21.538	14.643	13.918
7	17:28:48.670	49.629	+0.049	21.239	14.505	13.885
8	17:29:38.395	49.725	+0.145	21.123	14.760	13.842
9	17:30:27.975	49.580		21.143	14.648	13.789
10	17:31:17.564	49.589	+0.009	21.028	14.635	13.926
11	17:32:07.433	49.869	+0.289	21.276	14.709	13.884
12	17:32:57.440	50.007	+0.427	21.413	14.520	14.074

(433) Pierre Humbert						
1	17:23:46.908	54.897	+5.757	25.468	15.154	14.275
2	17:24:37.756	50.848	+1.708	21.691	15.127	14.030
3	17:25:28.366	50.610	+1.470	21.817	14.715	14.078
4	17:26:20.109	51.743	+2.603	21.524		
5	17:27:10.317	50.208	+1.068	21.460	14.673	14.075
6	17:28:00.508	50.191	+1.051	21.515	14.646	14.030
7	17:28:50.291	49.783	+0.643	21.214	14.589	13.980
8	17:29:39.934	49.643	+0.503	21.114	14.535	13.994
9	17:30:29.372	49.438	+0.298	21.023	14.497	13.918
10	17:31:18.512	49.140		20.968	14.380	13.792
11	17:32:07.712	49.200	+0.060	20.844	14.521	13.835
12	17:32:57.539	49.827	+0.687	21.333	14.636	13.858

(442) Klaus Parnet						
1	17:23:44.767	53.370	+4.227	23.806	15.373	14.191
2	17:24:35.556	50.789	+1.646	21.764	15.073	13.952
3	17:25:25.976	50.420	+1.277	21.327	15.180	13.913
4	17:26:16.878	50.902	+1.759	21.384	14.907	14.611
5	17:27:06.813	49.935	+0.792	21.365	14.754	13.816
6	17:27:57.159	50.346	+1.203	21.665	14.843	13.838
7	17:28:46.889	49.730	+0.587	21.168	14.687	13.875
8	17:29:36.912	50.023	+0.880	21.529	14.665	13.829
9	17:30:26.298	49.386	+0.243	20.966	14.633	13.787
10	17:31:15.941	49.643	+0.500	21.359	14.594	13.690
11	17:32:05.196	49.255	+0.112	20.794	14.544	13.917
12	17:32:54.339	49.143		20.857	14.560	13.726

AKM Round 1

KZ2 Masters

Mülsen (GER)

Ranking after Heats

Pos. No.	Firstname	Lastname	Nat.		Nat.		Sponsor	Total points			Heat 1	Heat 2
			Dri	Entrant	Ent	Make		QP	PTS	Diff.		
1	488	Christian	Breiter	DEU	Solgat Motorsport	DEU	Birelart /TM/VEGA	2	94		50	44
2	444	Lars	Ossenbeck	DEU	Solgat Motorsport	DEU	Birelart /TM/VEGA	1	91	3	41	50
3	454	Markus	Rausch	DEU	Markus Rausch	DEU	IPK /TM/VEGA	4	85	9	44	41
4	417	Max	Oehme	DEU	Max Oehme	DEU	DR /Modena /VEGA	3	72	22	38	34
5	422	Christophe	Vandebroek	DEU	VDB Kart Racing	DEU	Birelart /TM/VEGA	7	72	22	34	38
6	442	Klaus	Parnet	DEU	Nees Racing	DEU	Maranello /TM/VEGA	6	64	30	36	28
7	416	Sebastian	Schwarzkopf	DEU	CRG Deutschland	DEU	CRG /TM/VEGA	9	64	30	32	32
8	411	Christoph	Hewer	DEU	Kart-Center Hemkemeyer Racing-Team	DEU	CKR /TM/VEGA	10	63	31	27	36
9	433	Pierre	Humbert	FRA	Mach1 Motorsport	DEU	Mach1 /TM/VEGA	8	58	36	28	30
10	408	Andreas	Dresen	DEU	TB Racing Team	DEU	Sodi /TM/VEGA	5	57	37	30	27

Announcements: These results are provisional until the conclusion of any judicial and technical matters

Racedirector Camillo RÖßIGER:



Timekeeping Meik Wagner:



Printed: 25.04.2026 18:25

Posted at: h

AKM Round 1
Class: KZ2 Masters
Date/Time: 26.04.2026 11:55

Track: Mülsen (GER)
Heat: Superheat
Laps: 13 minutes + 1 lap

Edition 1

	18	
35		36
	17	
33		34
	16	
31		32
	15	
29		30
	14	
27		28
	13	
25		26
	12	
23		24
	11	
21		22
	10	
19		20
	9	
17		18
	8	
15		16
	7	
13		14
	6	
11		12
Pierre Humbert 433 Mach1 /TM/VEGA	5	Andreas Dresen 408 Sodi /TM/VEGA
9		10
Sebastian Schwarzkopf 416 CRG /TM/VEGA	4	Christoph Hewer 411 CKR /TM/VEGA
7		8
Christophe Vandebroek 422 Birelart /TM/VEGA	3	Klaus Parnet 442 Maranello /TM/VEGA
5		6
Markus Rausch 454 IPK /TM/VEGA	2	Max Oehme 417 DR /Modena /VEGA
3		4
Christian Breiter 488 Birelart /TM/VEGA	1	Lars Ossenbeck 444 Birelart /TM/VEGA
1	Row	2

Pole Position

printed 25.04.2026 18:25





















ADAC Kartrennen Mülsen

KZ2 Masters / Warm Up Super Heat

Track: Arena E Mülsen - 1.315 km

Session Started: 9:30:49

Best Lap by: 444 - Lars Ossenbeck - 48.917

Rank	#	Driver	Nat	Sponsor Competitor	Nat	Driver-License Com-License	Equipment	laps	Best Lap	Diff	In Lap	Penalty
1	444	Lars Ossenbeck	DEU 	Solgat Motorsport	DEU 	38498 66799	Birelart /TM/VEGA	8	48.917		7	
2	454	Markus Rausch	DEU 	Markus Rausch	DEU 	11242 11242	IPK /TM/VEGA	10	48.963	0.046	8	
3	408	Andreas Dresen	DEU 	TB Racing Team	DEU 	28031 38262	Sodi /TM/VEGA	10	49.069	0.152	8	
4	433	Pierre Humbert	FRA 	Mach1 Motorsport	DEU 	30993 66429	Mach1 /TM/VEGA	10	49.232	0.315	9	
5	442	Klaus Parnet	DEU 	Nees Racing	DEU 	14810 67287	Maranello /TM/VEGA	10	49.410	0.493	10	
6	488	Christian Breiter	DEU 	Solgat Motorsport	DEU 	16756 66799	Birelart /TM/VEGA	9	49.562	0.645	9	
7	422	Christophe Vandebroek	DEU 	VDB Kart Racing	DEU 	10367 66002	Birelart /TM/VEGA	8	49.570	0.653	7	
8	417	Max Oehme	DEU 	Max Oehme	DEU 	55624 55624	DR /Modena /VEGA	6	49.801	0.884	6	
9	416	Sebastian Schwarzkopf	DEU 	CRG Deutschland	DEU 	68696 1161885	CRG /TM/VEGA	7	49.873	0.956	7	
10	411	Christoph Hewer	DEU 	Kart-Center Hemkemeyer Racing-Team	DEU 	66345 68309	CKR /TM/VEGA	2	55.008	6.091	2	

Timekeeper
M. WagnerRace Director
C. RÖßIGER

Page 1/1

These results are provisional until the conclusion of any judicial and technical matters!

K-15802/26

Printed: 26.04.2026 / 09:43

VEGA

ADAC Kartrennen Mülsen

KZ2 Masters

Arena E Mülsen 1,315 Km

Warm Up Super Heat

26.04.2026 09:30

Practice (10:00 Time) started at 9:30:49

Lap	Time of Day	Lap Tm	Diff	S1 Tm	S2 Tm	S3 Tm
(444) Lars Ossenbeck						
1	9:33:30.585	56.698	+7.781	24.738	16.383	15.577
2	9:34:25.880	55.295	+6.378	25.244	15.908	14.143
3	9:35:17.102	51.222	+2.305	21.750	15.119	14.353
4	9:36:08.238	51.136	+2.219	21.939	15.286	13.911
5	9:36:57.783	49.545	+0.628	21.203	14.567	13.775
6	9:37:46.805	49.022	+0.105	20.983	14.361	13.678
7	9:38:35.722	48.917		20.906	14.300	13.711
8	9:39:24.793	49.071	+0.154	20.783	14.620	13.668

Lap	Time of Day	Lap Tm	Diff	S1 Tm	S2 Tm	S3 Tm
(454) Markus Rausch						
1	9:33:54.499	56.789	+7.826	26.613	15.838	14.338
2	9:34:45.807	51.308	+2.345	21.920	15.331	14.057
3	9:35:37.395	51.588	+2.625			14.022
4	9:36:27.468	50.073	+1.110	21.368	14.791	13.914
5	9:37:17.004	49.536	+0.573	21.164	14.588	13.784
6	9:38:06.577	49.573	+0.610	21.225	14.539	13.809
7	9:38:55.677	49.100	+0.137	21.052	14.449	13.599
8	9:39:44.640	48.963		20.940	14.443	13.580
9	9:40:33.663	49.023	+0.060	20.918	14.446	13.659
10	9:41:22.682	49.019	+0.056	20.908	14.499	13.612

Lap	Time of Day	Lap Tm	Diff	S1 Tm	S2 Tm	S3 Tm
(408) Andreas Dresen						
1	9:33:37.316	58.626	+9.557	26.014	16.878	15.734
2	9:34:32.283	54.967	+5.898	23.826	16.123	15.018
3	9:35:24.355	52.072	+3.003	22.416	15.271	14.385
4	9:36:15.575	51.220	+2.151	21.911	15.114	14.195
5	9:37:05.453	49.878	+0.809	21.398	14.656	13.824
6	9:37:55.200	49.747	+0.678	21.175	14.574	13.998
7	9:38:44.324	49.124	+0.055	20.844	14.414	13.866
8	9:39:33.393	49.069		20.877	14.457	13.735
9	9:40:23.148	49.755	+0.686	21.380	14.554	13.821
10	9:41:12.258	49.110	+0.041	20.900	14.474	13.736

Lap	Time of Day	Lap Tm	Diff	S1 Tm	S2 Tm	S3 Tm
(433) Pierre Humbert						
1	9:33:46.723	54.907	+5.675	24.141	16.186	14.580
2	9:34:38.031	51.308	+2.076	21.972	15.183	14.153
3	9:35:29.639	51.608	+2.376	22.200	15.025	14.383
4	9:36:20.162	50.523	+1.291	21.703	14.595	14.225
5	9:37:09.853	49.691	+0.459	21.161	14.563	13.967
6	9:37:59.190	49.337	+0.105	20.997	14.533	13.807
7	9:38:48.476	49.286	+0.054	21.058	14.386	13.842
8	9:39:37.823	49.347	+0.115	21.079	14.432	13.836
9	9:40:27.055	49.232		20.979	14.445	13.808
10	9:41:16.288	49.233	+0.001	20.909	14.441	13.883

Lap	Time of Day	Lap Tm	Diff	S1 Tm	S2 Tm	S3 Tm
(442) Klaus Parnet						
1	9:33:16.335	52.667	+3.257	23.048	15.557	14.062
2	9:34:06.502	50.167	+0.757	21.411	14.877	13.879
3	9:34:56.214	49.712	+0.302	21.121	14.777	13.814
4	9:35:51.731	55.517	+6.107	26.522	14.977	14.018
5	9:36:41.542	49.811	+0.401	21.113	14.670	14.028
6	9:37:31.928	50.386	+0.976	21.213	14.738	14.435
7	9:38:21.975	50.047	+0.637	21.434	14.666	13.947
8	9:39:11.889	49.914	+0.504	21.026	14.858	14.030
9	9:40:01.376	49.487	+0.077	21.087	14.680	13.720
10	9:40:50.786	49.410		20.971	14.605	13.834

Lap	Time of Day	Lap Tm	Diff	S1 Tm	S2 Tm	S3 Tm
(488) Christian Breiter						
1	9:33:31.188	55.851	+6.289	24.139	16.599	15.113
2	9:34:23.470	52.282	+2.720	22.520	15.601	14.161
3	9:35:13.789	50.319	+0.757	21.563	14.883	13.873
4	9:36:05.223	51.434	+1.872	22.693	14.905	13.836
5	9:36:55.062	49.839	+0.277	21.383	14.640	13.816
6	9:37:44.827	49.765	+0.203	21.218	14.681	13.866
7	9:38:34.922	50.095	+0.533	21.509	14.797	13.789
8	9:39:25.173	50.251	+0.689	21.318	14.794	14.139
9	9:40:14.735	49.562		21.116	14.590	13.856

Lap	Time of Day	Lap Tm	Diff	S1 Tm	S2 Tm	S3 Tm
(422) Christophe Vandebroek						
1	9:33:35.983	58.401	+8.831	26.508	16.883	15.010
2	9:34:28.055	52.072	+2.502	22.318	15.418	14.336
3	9:35:19.026	50.971	+1.401	21.628	15.091	14.252

Lap	Time of Day	Lap Tm	Diff	S1 Tm	S2 Tm	S3 Tm
4	9:36:09.647	50.621	+1.051	21.769	14.953	13.899
5	9:36:59.719	50.072	+0.502	21.469	14.748	13.855
6	9:37:49.791	50.072	+0.502	21.468	14.694	13.910
7	9:38:39.361	49.570		21.201	14.499	13.870
8	9:41:01.606	2:22.245	+1:32.675	21.059	14.858	14.075

Lap	Time of Day	Lap Tm	Diff	S1 Tm	S2 Tm	S3 Tm
(417) Max Oehme						
1	9:33:14.470	52.805	+3.004	22.846	15.675	14.284
2	9:34:05.259	50.789	+0.988	21.627	15.129	14.033
3	9:34:55.243	49.984	+0.183	21.414	14.690	13.880
4	9:35:51.929	56.686	+6.885	27.899	14.989	13.798
5	9:36:41.989	50.060	+0.259	21.449	14.789	13.822
6	9:37:31.790	49.801		21.090	14.610	14.101

Lap	Time of Day	Lap Tm	Diff	S1 Tm	S2 Tm	S3 Tm
(416) Sebastian Schwarzkopf						
1	9:36:24.301	3:55.128	+3:05.255	25.042	15.909	14.431
2	9:37:16.255	51.954	+2.081	22.507	15.128	14.319
3	9:38:07.954	51.699	+1.826	22.555	15.109	14.035
4	9:38:58.169	50.215	+0.342	21.567	14.661	13.987
5	9:39:48.121	49.952	+0.079	21.381	14.599	13.972
6	9:40:38.094	49.973	+0.100	21.327	14.590	14.056
7	9:41:27.967	49.873		21.411	14.577	13.885

Lap	Time of Day	Lap Tm	Diff	S1 Tm	S2 Tm	S3 Tm
(411) Christoph Hewer						
1	9:33:41.276	59.452	+4.444	25.970	17.356	16.126
2	9:34:36.284	55.008		24.137	16.038	14.833

ADAC Kartrennen Mülsen

KZ2 Masters / Super Heat

Track: Arena E Mülsen - 1.315 km

Race Started: 11:57:54


Best Lap by: 444 - Lars Ossenbeck - 48.421

Rank	#	Driver	Nat	Sponsor Competitor	Nat	Driver-License Com-Licence	Equipment	laps	T. Time Diff	Best Lap	Penalty	Points
1	▲ ¹ 444	Lars Ossenbeck	DEU	Solgat Motorsport	DEU	38498 66799	Birelart /TM/VEGA	17	13:55.673 3.750	48.421		90
2	▼ ⁻¹ 488	Christian Breiter	DEU	Solgat Motorsport	DEU	16756 66799	Birelart /TM/VEGA	17	13:59.423 3.856	48.503		80
3	▬ ⁰ 454	Markus Rausch	DEU	Markus Rausch	DEU	11242 11242	IPK /TM/VEGA	17	13:59.529 8.028	48.651		72
4	▬ ⁰ 417	Max Oehme	DEU	Max Oehme	DEU	55624 55624	DR /Modena /VEGA	17	14:03.701 10.336	48.714		66
5	▲ ⁵ 408	Andreas Dresen	DEU	TB Racing Team	DEU	28031 38262	Sodi /TM/VEGA	17	14:06.009 10.845	48.803		60
6	▬ ⁰ 442	Klaus Parnet	DEU	Nees Racing	DEU	14810 67287	Maranello /TM/VEGA	17	14:06.518 11.429	48.991		54
7	▼ ⁻² 422	Christophe Vandebroek	DEU	VDB Kart Racing	DEU	10367 66002	Birelart /TM/VEGA	17	14:07.102 15.975	48.811		50
8	▼ ⁻¹ 416	Sebastian Schwarzkopf	DEU	CRG Deutschland	DEU	68696 1161885	CRG /TM/VEGA	17	14:11.648 4 Laps	48.594	5 sec	46
9	▬ ⁰ 433	Pierre Humbert	FRA	Mach1 Motorsport	DEU	30993 66429	Mach1 /TM/VEGA	13	10:55.195 9 Laps	48.870	5 sec	42
10	▼ ⁻² 411	Christoph Hewer	DEU	Kart-Center Hemkemeyer Racing-Team	DEU	66345 68309	CKR /TM/VEGA	8	6:52.876 9 Laps	50.156		38

Announcements

#433 +5 sec. time penalty (pushing)

#416 time penalty 5 sec. (front fairing)

Timekeeper
M. WagnerRace Director
C. RÖßIGER

Page 1/1

These results are provisional until the conclusion of any judicial and technical matters!

K-15802/26

Printed: 26.04.2026 / 12:43



ADAC Kartrennen Mülsen

KZ2 Masters

Arena E Mülsen 1,315 Km

Super Heat

26.04.2026 11:50

Race (13:00 and 1 Laps) started at 11:57:54

Lap	Time of Day	Lap Tm	Diff	S1 Tm	S2 Tm	S3 Tm
(444) Lars Ossenbeck						
1	11:58:47.842	52.837	+4.416	23.995	14.816	14.026
2	11:59:37.752	49.910	+1.489	21.363	14.613	13.934
3	12:00:27.135	49.383	+0.962	21.122	14.446	13.815
4	12:01:16.686	49.551	+1.130	21.095	14.700	13.756
5	12:02:05.862	49.176	+0.755	21.057	14.392	13.727
6	12:02:55.102	49.240	+0.819	21.042	14.467	13.731
7	12:03:44.144	49.042	+0.621	20.974	14.411	13.657
8	12:04:32.929	48.785	+0.364	20.867	14.284	13.634
9	12:05:21.679	48.750	+0.329	20.713	14.403	13.634
10	12:06:10.449	48.770	+0.349	20.813	14.345	13.612
11	12:06:58.870	48.421		20.594	14.248	13.579
12	12:07:47.365	48.495	+0.074	20.628	14.231	13.636
13	12:08:36.004	48.639	+0.218	20.821	14.262	13.556
14	12:09:24.660	48.656	+0.235	20.774	14.306	13.576
15	12:10:13.297	48.637	+0.216	20.730	14.284	13.623
16	12:11:01.811	48.514	+0.093	20.662	14.280	13.572
17	12:11:50.658	48.847	+0.426	20.713	14.413	13.721

(488) Christian Breiter						
1	11:58:49.005	54.020	+5.517	24.577	15.369	14.074
2	11:59:39.549	50.544	+2.041	21.403	15.150	13.991
3	12:00:29.234	49.685	+1.182	21.278	14.705	13.702
4	12:01:19.207	49.973	+1.470	21.411	14.755	13.807
5	12:02:08.596	49.389	+0.886	20.895	14.716	13.778
6	12:02:57.676	49.080	+0.577	20.940	14.439	13.701
7	12:03:46.624	48.948	+0.445	20.853	14.471	13.624
8	12:04:35.710	49.086	+0.583	20.830	14.531	13.725
9	12:05:24.643	48.933	+0.430	20.838	14.437	13.658
10	12:06:13.406	48.763	+0.260	20.669	14.425	13.669
11	12:07:02.391	48.985	+0.482	20.780	14.560	13.645
12	12:07:51.082	48.691	+0.188	20.785	14.395	13.511
13	12:08:39.585	48.503		20.540	14.405	13.558
14	12:09:28.130	48.545	+0.042	20.554	14.419	13.572
15	12:10:16.728	48.598	+0.095	20.503	14.514	13.581
16	12:11:05.496	48.768	+0.265	20.681	14.436	13.651
17	12:11:54.408	48.912	+0.409	20.844	14.400	13.668

(454) Markus Rausch						
1	11:58:48.636	52.983	+4.332	23.675	15.218	14.090
2	11:59:39.260	50.624	+1.973	21.358	15.320	13.946
3	12:00:28.953	49.693	+1.042	21.190	14.703	13.800
4	12:01:18.495	49.542	+0.891	21.304	14.588	13.650
5	12:02:07.757	49.262	+0.611	21.048	14.582	13.632
6	12:02:57.047	49.290	+0.639	20.889	14.725	13.676
7	12:03:45.987	48.940	+0.289	20.859	14.453	13.628
8	12:04:34.663	48.676	+0.025	20.773	14.368	13.535
9	12:05:23.669	49.006	+0.355	20.949	14.524	13.533
10	12:06:12.320	48.651		20.743	14.345	13.563
11	12:07:01.358	49.038	+0.387	20.970	14.397	13.671
12	12:07:50.044	48.686	+0.035	20.828	14.321	13.537
13	12:08:38.940	48.896	+0.245	20.774	14.492	13.630
14	12:09:27.609	48.669	+0.018	20.840	14.300	13.529
15	12:10:16.593	48.984	+0.333	20.799	14.529	13.656
16	12:11:05.628	49.035	+0.384	21.097	14.449	13.489
17	12:11:54.514	48.886	+0.235	21.072	14.358	13.456

(417) Max Oehme						
1	11:58:49.946	53.985	+5.271	24.444	15.424	14.117
2	11:59:41.030	51.084	+2.370	21.830	15.257	13.997
3	12:00:31.090	50.060	+1.346	21.434	14.760	13.866
4	12:01:20.603	49.513	+0.799	21.098	14.535	13.880
5	12:02:10.082	49.479	+0.765	21.059	14.644	13.776
6	12:02:59.424	49.342	+0.628	20.986	14.460	13.896
7	12:03:48.675	49.251	+0.537	20.859	14.636	13.756
8	12:04:37.914	49.239	+0.525	21.022	13.653	13.653
9	12:05:27.078	49.164	+0.450	20.932	14.465	13.767
10	12:06:16.055	48.977	+0.263	20.800	14.450	13.727
11	12:07:05.030	48.975	+0.261	20.830	14.487	13.658
12	12:07:53.982	48.952	+0.238	20.886	14.354	13.712
13	12:08:42.696	48.714		20.824	14.302	13.588
14	12:09:31.565	48.869	+0.155	20.807	14.362	13.700
15	12:10:20.620	49.055	+0.341	20.947	14.399	13.709

Lap	Time of Day	Lap Tm	Diff	S1 Tm	S2 Tm	S3 Tm
16	12:11:09.470	48.850	+0.136	20.892	14.247	13.711
17	12:11:58.686	49.216	+0.502	21.075	14.353	13.788

(408) Andreas Dresen						
1	11:58:50.960	54.318	+5.515	24.793	15.380	14.145
2	11:59:41.174	50.214	+1.411	21.260	15.052	13.902
3	12:00:31.737	50.563	+1.760	21.880	14.850	13.833
4	12:01:21.377	49.640	+0.837	21.049	14.738	13.853
5	12:02:11.041	49.664	+0.861	21.074	14.875	13.715
6	12:03:00.379	49.338	+0.535	20.904	14.731	13.703
7	12:03:49.593	49.214	+0.411	20.916	14.532	13.766
8	12:04:38.699	49.106	+0.303	20.710	14.595	13.801
9	12:05:27.819	49.120	+0.317	20.743	14.697	13.680
10	12:06:17.270	49.451	+0.648	21.175	14.659	13.617
11	12:07:07.102	49.832	+1.029	21.627	14.658	13.547
12	12:07:55.905	48.803		20.798	14.423	13.582
13	12:08:44.918	49.013	+0.210	20.704	14.501	13.803
14	12:09:33.872	48.954	+0.151	20.851	14.498	13.605
15	12:10:22.782	48.910	+0.107	20.745	14.609	13.556
16	12:11:12.100	49.318	+0.515	20.982	14.476	13.860
17	12:12:00.994	48.894	+0.091	20.788	14.472	13.634

(442) Klaus Parnet						
1	11:58:49.755	53.620	+4.629	24.011	15.492	14.117
2	11:59:40.021	50.266	+1.275	21.364	14.835	14.067
3	12:00:30.096	50.075	+1.084	21.310	14.726	14.039
4	12:01:19.954	49.858	+0.867	21.310	14.718	13.830
5	12:02:09.563	49.609	+0.618	21.070	14.712	13.827
6	12:02:59.037	49.474	+0.483	21.111	14.591	13.772
7	12:03:48.511	49.474	+0.483	21.010	14.665	13.799
8	12:04:37.880	49.369	+0.378	20.991	14.584	13.794
9	12:05:27.568	49.688	+0.697	21.200	14.644	13.844
10	12:06:17.004	49.436	+0.445	20.929	14.738	13.769
11	12:07:05.995	48.991		20.809	14.502	13.680
12	12:07:55.193	49.198	+0.207	20.960	14.547	13.691
13	12:08:44.415	49.222	+0.231	20.949	14.508	13.765
14	12:09:33.536	49.121	+0.130	20.761	14.601	13.759
15	12:10:22.696	49.160	+0.169	20.862	14.536	13.762
16	12:11:12.391	49.695	+0.704	21.427	14.505	13.763
17	12:12:01.503	49.112	+0.121	20.850	14.586	13.676

(422) Christophe Vandebroek						
1	11:58:49.559	53.701	+4.890	24.164	15.267	14.270
2	11:59:40.613	51.054	+2.243	22.100	14.923	14.031
3	12:00:32.433	51.820	+3.009	23.024	14.889	13.907
4	12:01:22.397	49.964	+1.153	21.247	14.707	14.010
5	12:02:11.748	49.351	+0.540	21.005	14.535	13.811
6	12:03:00.840	49.092	+0.281	20.918	14.517	13.657
7	12:03:49.844	49.004	+0.193	20.713	14.504	13.787
8	12:04:38.918	49.074	+0.263	20.831	14.548	13.695
9	12:05:27.996	49.078	+0.267	20.710	14.763	13.605
10	12:06:17.384	49.388	+0.577	21.120	14.687	13.581
11	12:07:06.898	49.514	+0.703	21.323	14.533	13.658
12	12:07:55.726	48.828	+0.017	20.767	14.422	13.639
13	12:08:44.563	48.837	+0.026	20.675	14.509	13.653
14	12:09:34.821	50.258	+1.447	21.815	14.716	13.727
15	12:10:23.989	49.168	+0.357	20.879	14.484	13.805
16	12:11:13.276	49.287	+0.476	20.996	14.590	13.701
17	12:12:02.087	48.811		20.694	14.443	13.674

(416) Sebastian Schwarzkopf						
1	11:58:51.181	54.772	+6.178	25.608	15.079	14.085
2	11:59:41.297	50.116	+1.522	21.427	14.813	13.876
3	12:00:32.529	51.232	+2.638	22.628	14.719	13.885
4	12:01:22.481	49.952	+1.358	21.350	14.683	13.919
5	12:02:12.706	50.225	+1.631	21.886	14.479	13.860
6	12:03:02.200	49.494	+0.900	21.190	14.483	13.821
7	12:03:51.396	49.196	+0.602	20.935	14.325	13.936
8	12:04:40.512	49.116	+0.522	20.860	14.339	13.917
9	12:05:29.762	49.250	+0.656	21.181	14.359	13.710
10	12:06:18.942	49.180	+0.586	20.934	14.471	13.775
11	12:07:07.860	48.918	+0.324	20.955	14.400	13.563

ADAC Kartrennen Mülsen

KZ2 Masters

Arena E Mülsen 1,315 Km

Super Heat

26.04.2026 11:50

Race (13:00 and 1 Laps) started at 11:57:54

Lap	Time of Day	Lap Tm	Diff	S1 Tm	S2 Tm	S3 Tm	Lap	Time of Day	Lap Tm	Diff	S1 Tm	S2 Tm	S3 Tm
14	12:09:34.869	48.987	+0.393	20.804	14.529	13.654							
15	12:10:24.060	49.191	+0.597	21.009	14.466	13.716							
16	12:11:12.654	48.594		20.665	14.306	13.623							
17	12:12:01.633	48.979	+0.385	20.797	14.483	13.699							
(433) Pierre Humbert													
1	11:58:50.699	54.162	+5.292	24.810	15.060	14.292							
2	11:59:40.761	50.062	+1.192	21.229	14.880	13.953							
3	12:00:32.254	51.493	+2.623	22.675	14.816	14.002							
4	12:01:22.742	50.488	+1.618	21.841	14.713	13.934							
5	12:02:12.376	49.634	+0.764	21.209	14.521	13.904							
6	12:03:01.416	49.040	+0.170	20.849	14.416	13.775							
7	12:03:50.345	48.929	+0.059	20.772	14.438	13.719							
8	12:04:39.465	49.120	+0.250	20.859	14.355	13.906							
9	12:05:28.511	49.046	+0.176	20.864	14.410	13.772							
10	12:06:17.735	49.224	+0.354	20.846	14.671	13.707							
11	12:07:07.365	49.630	+0.760	21.477	14.489	13.664							
12	12:07:56.235	48.870		20.674	14.539	13.657							
13	12:08:45.180	48.945	+0.075	20.680	14.489	13.776							
(411) Christoph Hewer													
1	11:58:53.496	57.039	+6.883	27.139	15.569	14.331							
2	11:59:44.672	51.176	+1.020	21.811	14.965	14.400							
3	12:00:35.465	50.793	+0.637	21.716	14.978	14.099							
4	12:01:26.472	51.007	+0.851	21.524	15.060	14.423							
5	12:02:16.756	50.284	+0.128	21.447	14.708	14.129							
6	12:03:06.912	50.156		21.413	14.743	14.000							
7	12:03:57.323	50.411	+0.255	21.520	14.753	14.138							
8	12:04:47.861	50.538	+0.382	21.473	14.666	14.399							

AKM Round 1

KZ2 Masters

Mülsen (GER)

Final Intermediate Classification

Pos. No.	Firstname	Lastname	Nat.		Nat.		Sponsor	QP	Total		SUH	
			Dri	Entrant	Ent	Make			PTS	Heat 1		Heat 2
1	444	Lars	Ossenbeck	DEU Solgat Motorsport	DEU	Birelart /TM/VEGA		1	181	41	50	90
2	488	Christian	Breiter	DEU Solgat Motorsport	DEU	Birelart /TM/VEGA		2	174	50	44	80
3	454	Markus	Rausch	DEU Markus Rausch	DEU	IPK /TM/VEGA		4	157	44	41	72
4	417	Max	Oehme	DEU Max Oehme	DEU	DR /Modena /VEGA		3	138	38	34	66
5	422	Christophe	Vandebroek	DEU VDB Kart Racing	DEU	Birelart /TM/VEGA		7	122	34	38	50
6	442	Klaus	Parnet	DEU Nees Racing	DEU	Maranello /TM/VEGA		6	118	36	28	54
7	408	Andreas	Dresen	DEU TB Racing Team	DEU	Sodi /TM/VEGA		5	117	30	27	60
8	416	Sebastian	Schwarzkopf	DEU CRG Deutschland	DEU	CRG /TM/VEGA		9	110	32	32	46
9	411	Christoph	Hewer	DEU Kart-Center Hemkemeyer Racing-Team	DEU	CKR /TM/VEGA		10	101	27	36	38
10	433	Pierre	Humbert	FRA Mach1 Motorsport	DEU	Mach1 /TM/VEGA		8	100	28	30	42

Announcements: These results are provisional until the conclusion of any judicial and technical matters

Racedirector Camillo RÖßIGER:



Timekeeping Meik Wagner:



Printed: 26.04.2026 12:46

Posted at: h

AKM Round 1
Class: KZ2 Masters
Date/Time: 26.04.2026 15:45

Track: Mülsen (GER)
Heat: Final
Laps: 15 minutes + 1 lap

Edition 1

	18	
35		36
	17	
33		34
	16	
31		32
	15	
29		30
	14	
27		28
	13	
25		26
	12	
23		24
	11	
21		22
	10	
19		20
	9	
17		18
	8	
15		16
	7	
13		14
	6	
11		12
Christoph Hewer	411	Mach1 Humbert
9		10
CKR /TM/VEGA	5	/TM/VEGA
Andreas Dresen	408	Sebastian Schwarzkopf
7		8
Sodi /TM/VEGA	4	CRG /TM/VEGA
Christophe Vandebroek	422	Klaus Parnet
5		6
Birelart /TM/VEGA	3	Maranello /TM/VEGA
Markus Rausch	454	Max Oehme
3		4
IPK /TM/VEGA	2	DR /Modena /VEGA
Lars Ossenbeck	444	Christian Breiter
1		2
Birelart /TM/VEGA	1	Birelart /TM/VEGA
	Row	

Pole Position

printed 26.04.2026 12:45





















ADAC Kartrennen Mülsen


KZ2 Masters / Final

Track: Arena E Mülsen - 1.315 km

Race Started: 15:56:38

Best Lap by: 444 - Lars Ossenbeck - 48.439

Rank	#	Driver	Nat	Sponsor Competitor	Nat	Driver-License Com-License	Equipment	laps	T. Time Diff	Best Lap	Penalty	Points
1	0	444 Lars Ossenbeck	DEU 	Solgat Motorsport	DEU 	38498 66799	Birelart /TM/VEGA	20	16:20.697 4.548	48.439		51
2	1	454 Markus Rausch	DEU 	Markus Rausch	DEU 	11242 11242	IPK /TM/VEGA	20	16:25.245 4.861	48.554		44
3	-1	488 Christian Breiter	DEU 	Solgat Motorsport	DEU 	16756 66799	Birelart /TM/VEGA	20	16:25.558 17.639	48.490		38
4	0	417 Max Oehme	DEU 	Max Oehme	DEU 	55624 55624	DR /Modena /VEGA	20	16:38.336 18.579	49.028		0
5	2	408 Andreas Dresen	DEU 	TB Racing Team	DEU 	28031 38262	Sodi /TM/VEGA	20	16:39.276 20.674	48.742		34
6	0	442 Klaus Parnet	DEU 	Nees Racing	DEU 	14810 67287	Maranello /TM/VEGA	20	16:41.371 26.109	48.753		30
7	1	416 Sebastian Schwarzkopf	DEU 	CRG Deutschland	DEU 	68696 1161885	CRG /TM/VEGA	20	16:46.806 28.851	48.967		0
8	1	411 Christoph Hewer	DEU 	Kart-Center Hemkemeyer Racing-Team	DEU 	66345 68309	CKR /TM/VEGA	20	16:49.548 7 Laps	49.493		26
9	-4	422 Christophe Vandebroek	DEU 	VDB Kart Racing	DEU 	10367 66002	Birelart /TM/VEGA	13	10:52.511 13 Laps	49.311		0
10	0	433 Pierre Humbert	FRA 	Mach1 Motorsport	DEU 	30993 66429	Mach1 /TM/VEGA	7	6:01.974 13 Laps	49.578		22

Timekeeper
M. WagnerRace Director
C. RÖßIGER

Page 1/1

These results are provisional until the conclusion of any judicial and technical matters!

K-15802/26

Printed: 26.04.2026 / 16:45

VEGA

ADAC Kartrennen Mülsen

KZ2 Masters

Arena E Mülsen 1,315 Km

Final

26.04.2026 15:40

Race (15:00 and 1 Laps) started at 15:56:38

Lap	Time of Day	Lap Tm	Diff	S1 Tm	S2 Tm	S3 Tm
(444) Lars Ossenbeck						
1	15:57:31.811	53.039	+4.600	24.100	14.889	14.050
2	15:58:21.668	49.857	+1.418	21.293	14.655	13.909
3	15:59:11.221	49.553	+1.114	20.996	14.637	13.920
4	16:00:00.606	49.385	+0.946	20.948	14.544	13.893
5	16:00:49.798	49.192	+0.753	20.964	14.424	13.804
6	16:01:38.861	49.063	+0.624	20.888	14.441	13.734
7	16:02:27.706	48.845	+0.406	20.801	14.351	13.693
8	16:03:16.522	48.816	+0.377	20.789	14.326	13.701
9	16:04:05.262	48.740	+0.301	20.739	14.332	13.669
10	16:04:53.920	48.658	+0.219	20.730	14.316	13.612
11	16:05:42.583	48.663	+0.224	20.753	14.267	13.643
12	16:06:31.022	48.439		20.659	14.195	13.585
13	16:07:19.526	48.504	+0.065	20.644	14.285	13.575
14	16:08:07.993	48.467	+0.028	20.653	14.198	13.616
15	16:08:56.570	48.577	+0.138	20.652	14.214	13.711
16	16:09:45.030	48.460	+0.021	20.572	14.226	13.662
17	16:10:33.569	48.539	+0.100	20.696	14.244	13.599
18	16:11:22.039	48.470	+0.031	20.660	14.244	13.566
19	16:12:10.651	48.612	+0.173	20.746	14.242	13.624
20	16:12:59.397	48.746	+0.307	20.697	14.276	13.773
(454) Markus Rausch						
1	15:57:32.597	53.353	+4.799	24.061	15.189	14.103
2	15:58:22.768	50.171	+1.617	21.556	14.816	13.799
3	15:59:12.608	49.840	+1.286	21.276	14.819	13.745
4	16:00:02.213	49.605	+1.051	21.183	14.806	13.616
5	16:00:51.411	49.198	+0.644	20.924	14.709	13.565
6	16:01:40.444	49.033	+0.479	20.844	14.554	13.635
7	16:02:29.925	49.481	+0.927	21.318	14.426	13.737
8	16:03:19.016	49.091	+0.537	21.016	14.353	13.722
9	16:04:08.080	49.064	+0.510	20.876	14.464	13.724
10	16:04:56.862	48.782	+0.228	20.796	14.320	13.666
11	16:05:45.833	48.971	+0.417	20.875	14.426	13.670
12	16:06:34.588	48.755	+0.201	20.782	14.324	13.649
13	16:07:23.257	48.669	+0.115	20.723	14.345	13.601
14	16:08:11.996	48.739	+0.185	20.821	14.374	13.544
15	16:09:00.687	48.691	+0.137	20.804	14.319	13.568
16	16:09:49.379	48.692	+0.138	20.724	14.325	13.643
17	16:10:37.985	48.606	+0.052	20.798	14.258	13.550
18	16:11:26.539	48.554		20.679	14.287	13.588
19	16:12:15.248	48.709	+0.155	20.635	14.397	13.677
20	16:13:03.945	48.697	+0.143	20.752	14.359	13.586
(488) Christian Breiter						
1	15:57:31.624	52.924	+4.434	23.856	15.053	14.015
2	15:58:22.511	50.887	+2.397	21.782	14.942	14.163
3	15:59:12.383	49.872	+1.382	21.036	14.904	13.932
4	16:00:01.968	49.585	+1.095	21.095	14.698	13.792
5	16:00:51.101	49.133	+0.643	20.901	14.528	13.704
6	16:01:40.236	49.135	+0.645	20.821	14.566	13.748
7	16:02:30.451	50.215	+1.725	21.732	14.769	13.714
8	16:03:19.683	49.232	+0.742	20.943	14.530	13.759
9	16:04:08.647	48.964	+0.474	20.742	14.457	13.765
10	16:04:57.576	48.929	+0.439	20.774	14.505	13.650
11	16:05:46.283	48.707	+0.217	20.771	14.309	13.627
12	16:06:34.928	48.645	+0.155	20.813	14.266	13.566
13	16:07:23.773	48.845	+0.355	20.691	14.385	13.769
14	16:08:12.477	48.704	+0.214	20.646	14.503	13.555
15	16:09:01.103	48.626	+0.136	20.644	14.426	13.556
16	16:09:49.854	48.751	+0.261	20.585	14.559	13.607
17	16:10:38.344	48.490		20.606	14.350	13.534
18	16:11:27.067	48.723	+0.233	20.707	14.453	13.563
19	16:12:15.569	48.502	+0.012	20.634	14.206	13.662
20	16:13:04.258	48.689	+0.199	20.647	14.471	13.571
(417) Max Oehme						
1	15:57:34.159	54.734	+5.706	24.784	15.584	14.366
2	15:58:24.959	50.800	+1.772	21.733	15.071	13.996
3	15:59:14.792	49.833	+0.805	21.263	14.674	13.896
4	16:00:04.422	49.630	+0.602	21.106	14.717	13.807
5	16:00:53.814	49.392	+0.364	21.102	14.554	13.736
6	16:01:43.317	49.503	+0.475	21.064	14.570	13.869

Lap	Time of Day	Lap Tm	Diff	S1 Tm	S2 Tm	S3 Tm
7	16:02:32.812	49.495	+0.467	21.061	14.568	13.866
8	16:03:22.280	49.468	+0.440	21.155	14.524	13.789
9	16:04:11.663	49.383	+0.355	20.952	14.763	13.668
10	16:05:01.102	49.439	+0.411	21.135	14.517	13.787
11	16:05:51.047	49.945	+0.917	21.565	14.571	13.809
12	16:06:40.732	49.685	+0.657	21.048	14.840	13.797
13	16:07:31.537	50.805	+1.777	22.538	14.477	13.790
14	16:08:21.003	49.466	+0.438	21.189	14.523	13.754
15	16:09:10.189	49.186	+0.158	21.071	14.376	13.739
16	16:09:59.217	49.028		20.877	14.377	13.774
17	16:10:48.284	49.067	+0.039	20.995	14.376	13.696
18	16:11:37.441	49.157	+0.129	20.992	14.414	13.751
19	16:12:26.601	49.160	+0.132	20.976	14.429	13.755
20	16:13:17.036	50.435	+1.407	21.960	14.541	13.934
(408) Andreas Dresen						
1	15:57:35.327	55.411	+6.669	24.367	15.679	15.365
2	15:58:26.708	51.381	+2.639	21.979	15.151	14.251
3	15:59:17.183	50.475	+1.733	21.396	14.989	14.090
4	16:00:07.354	50.171	+1.429	21.240	14.898	14.033
5	16:00:57.124	49.770	+1.028	21.161	14.684	13.925
6	16:01:46.452	49.328	+0.586	20.892	14.608	13.828
7	16:02:35.858	49.406	+0.664	21.047	14.588	13.771
8	16:03:25.124	49.266	+0.524	20.962	14.493	13.811
9	16:04:14.270	49.146	+0.404	20.799	14.521	13.826
10	16:05:03.674	49.404	+0.662	21.097	14.526	13.781
11	16:05:52.755	49.081	+0.339	20.848	14.477	13.756
12	16:06:41.658	48.903	+0.161	20.662	14.456	13.785
13	16:07:32.463	50.805	+2.063	22.081	14.725	13.999
14	16:08:22.225	49.762	+1.020	21.172	14.888	13.702
15	16:09:10.970	48.745	+0.003	20.697	14.373	13.675
16	16:09:59.712	48.742		20.750	14.384	13.608
17	16:10:48.636	48.924	+0.182	20.778	14.508	13.638
18	16:11:37.806	49.170	+0.428	20.955	14.505	13.710
19	16:12:26.745	48.939	+0.197	20.901	14.496	13.542
20	16:13:17.976	51.231	+2.489	22.576	14.841	13.814
(442) Klaus Parnet						
1	15:57:35.819	55.985	+7.232	25.657	15.822	14.506
2	15:58:27.828	52.009	+3.256	22.357	15.391	14.261
3	15:59:19.577	51.749	+2.996	22.017	15.189	14.543
4	16:00:10.966	51.389	+2.636	21.585	15.096	14.708
5	16:01:00.666	49.700	+0.947	21.198	14.759	13.743
6	16:01:50.613	49.947	+1.194	21.241	14.990	13.716
7	16:02:40.393	49.780	+1.027	21.354	14.706	13.720
8	16:03:29.777	49.384	+0.631	21.069	14.477	13.838
9	16:04:19.113	49.336	+0.583	20.964	14.679	13.693
10	16:05:08.294	49.181	+0.428	20.813	14.590	13.778
11	16:05:57.537	49.243	+0.490	20.989	14.585	13.669
12	16:06:46.657	49.120	+0.367	20.838	14.494	13.788
13	16:07:35.835	49.178	+0.425	21.001	14.459	13.718
14	16:08:24.873	49.038	+0.285	20.871	14.476	13.691
15	16:09:13.626	48.753		20.657	14.470	13.626
16	16:10:02.601	48.975	+0.222	20.773	14.514	13.688
17	16:10:51.488	48.887	+0.134	20.795	14.393	13.699
18	16:11:40.305	48.817	+0.064	20.772	14.357	13.688
19	16:12:29.136	48.831	+0.078	20.752	14.437	13.642
20	16:13:20.071	50.935	+2.182	21.476	15.429	14.030
(416) Sebastian Schwarzkopf						
1	15:57:35.650	55.449	+6.482	24.945	15.271	15.233
2	15:58:27.669	52.019	+3.052	22.350	15.204	14.465
3	15:59:20.201	52.532	+3.565	21.359	14.948	16.225
4	16:00:11.197	50.996	+2.029	21.426	15.010	14.550
5	16:01:01.474	50.277	+1.310	21.540	14.872	13.865
6	16:01:51.035	49.561	+0.594	21.158	14.724	13.679
7	16:02:41.400	50.365	+1.398	21.641	14.778	13.946
8	16:03:31.488	50.088	+1.121	21.485	14.779	13.824
9	16:04:21.313	49.825	+0.858	21.324	14.613	13.888
10	16:05:10.838	49.525	+0.558	21.338	14.307	13.880
11	16:05:59.805	48.967		20.826	14.353	13.788
12	16:06:48.929	49.124	+0.157	20.979	14.441	13.704
13	16:07:37.924	48.995	+0.028	20.925	14.351	13.719
14	16:08:27.647	49.7				

ADAC Kartrennen Mülsen

KZ2 Masters

Arena E Mülsen 1,315 Km

Final

26.04.2026 15:40

Race (15:00 and 1 Laps) started at 15:56:38

Lap	Time of Day	Lap Tm	Diff	S1 Tm	S2 Tm	S3 Tm	Lap	Time of Day	Lap Tm	Diff	S1 Tm	S2 Tm	S3 Tm
15	16:09:17.234	49.587	+0.620	21.296	14.538	13.753							
16	16:10:06.387	49.153	+0.186	21.065	14.355	13.733							
17	16:10:55.811	49.424	+0.457	21.280	14.380	13.764							
18	16:11:46.095	50.284	+1.317	21.008									
19	16:12:35.852	49.757	+0.790	21.190	14.688	13.879							
20	16:13:25.506	49.654	+0.687	21.448	14.384	13.822							

(411) Christoph Hewer

1	15:57:35.522	55.375	+5.882	24.614	15.539	15.222
2	15:58:27.549	52.027	+2.534	21.970	15.386	14.671
3	15:59:19.203	51.654	+2.161	21.962	15.014	14.678
4	16:00:10.076	50.873	+1.380	21.775	14.991	14.107
5	16:01:00.441	50.365	+0.872	21.531	14.827	14.007
6	16:01:50.487	50.046	+0.553	21.383	14.735	13.928
7	16:02:41.323	50.836	+1.343	22.080	14.799	13.957
8	16:03:31.428	50.105	+0.612	21.461	14.779	13.865
9	16:04:21.259	49.831	+0.338	21.038	14.736	14.057
10	16:05:11.552	50.293	+0.800	21.510	14.850	13.933
11	16:06:01.139	49.587	+0.094	21.095	14.622	13.870
12	16:06:51.161	50.022	+0.529	21.123	14.718	14.181
13	16:07:40.743	49.582	+0.089	21.148	14.563	13.871
14	16:08:30.330	49.587	+0.094	21.044	14.487	14.056
15	16:09:19.823	49.493		21.104	14.489	13.900
16	16:10:09.543	49.720	+0.227	21.101	14.620	13.999
17	16:10:59.158	49.615	+0.122	21.206	14.513	13.896
18	16:11:48.771	49.613	+0.120	21.076	14.606	13.931
19	16:12:38.692	49.921	+0.428	21.242	14.653	14.026
20	16:13:28.248	49.556	+0.063	21.076	14.515	13.965

(422) Christophe Vandebroek

1	15:57:33.168	53.543	+4.232	24.036	15.237	14.270
2	15:58:23.900	50.732	+1.421	21.748	14.955	14.029
3	15:59:13.945	50.045	+0.734	21.250	14.782	14.013
4	16:00:03.930	49.985	+0.674	21.320	14.736	13.929
5	16:00:53.558	49.628	+0.317	21.148	14.674	13.806
6	16:01:43.029	49.471	+0.160	21.074	14.593	13.804
7	16:02:32.510	49.481	+0.170	21.087	14.529	13.865
8	16:03:21.821	49.311		21.062	14.471	13.778
9	16:04:11.449	49.628	+0.317	21.157	14.623	13.848
10	16:05:01.010	49.561	+0.250	21.081	14.600	13.880
11	16:05:50.752	49.742	+0.431	21.437	14.491	13.814
12	16:06:40.708	49.956	+0.645	21.204	14.808	13.944
13	16:07:31.211	50.503	+1.192	21.793	14.581	14.129

(433) Pierre Humbert

1	15:57:35.679	55.438	+5.860	25.221	15.312	14.905
2	15:58:27.597	51.918	+2.340	21.988	15.405	14.525
3	15:59:19.836	52.239	+2.661	21.610	14.889	15.740
4	16:00:11.090	51.254	+1.676	21.521	15.041	14.692
5	16:01:01.281	50.191	+0.613	21.478	14.731	13.982
6	16:01:50.859	49.578		21.018	14.818	13.742
7	16:02:40.674	49.815	+0.237	21.301	14.699	13.815

KZ2-Masters

Pos	Nr.	Name Competito	Mülsen 26. Apr		Ampfing 12. Jul		Kerpen 09. Aug		Wackersdorf 04. Okt		Points total
			QH	SH FIN	QH	SH FIN	QH	SH FIN	QH	SH FIN	
1	444	Lars Ossenbeck Solgat Motorsport	22	25 51	-	-	-	-	-	-	98
2	488	Christian Breiter Solgat Motorsport	25	22 38	-	-	-	-	-	-	85
3	454	Markus Rausch Markus Rausch	19	19 44	-	-	-	-	-	-	82
4	442	Klaus Parnet Nees Racing	17	17 30	-	-	-	-	-	-	64
5	408	Andreas Dresen TB Racing Team	11	15 34	-	-	-	-	-	-	60
6	411	Christoph Hewer Kart-Center Hemkemeyer Racing-Team	15	13 26	-	-	-	-	-	-	54
7	433	Pierre Humbert Mach1 Motorsport	13	11 22	-	-	-	-	-	-	46

QH=Ranking after heats, SH=Final Intermediate Classification, FIN=Final